

TENZING HILLARY EVEREST MARATHON

"Gokyo Valley Trek"

29th May, 2025

"High mountains, abode of Gods, soar up to the blue skies
Whilst I, a human, tiny and small, crawl upon them
Past rocky moraines, along yak and yeti trails
Past prayer wheels, bridges and chortens
Up & down the trail I go, heave ho!
Breathing, sweating, feeling!
LIVING!!!
Ah! Running.....
On top of the world!"



www.EverestMarathon.com

RUN THE WORLD'S HIGHEST MARATHON

- ▶ WORLD'S HIGHEST EXTREME MARATHON
- ▶ WORLD'S HIGHEST UPHILL TRAIL RUNNING SECTION
- ▶ Held in Nepal annually since 2003
- ▶ Celebrating 72nd anniversary of the First Everest ascent
- ▶ 2 Nights Camp at Everest Base Camp





Welcome to
TENZING HILLARY
EVEREST MARATHON

29 May 2025

GOKYO Info Pack

2



Introduction

Starting from Everest Base Camp (5364m) Tenzing-Hillary Everest Marathon is the **WORLD'S HIGHEST MARATHON** and also "Probably the Most Adventurous Trail Run in the World". The upcoming race of 29th May, 2025 will be the 20th edition of this annual race which has been running on since 2003. The 2025 edition will also commemorate the 72nd anniversary of the first Everest ascent. This marathon is an international event with participation of runners hailing from over 40 countries. From the starting point at Everest Base Camp, the marathon route heads mostly downhill along exposed tracks and trails, traversing the Sherpa country and finally ends at Namche Bazaar (3446m). Mr. Deepak Rai, a Nepali runner, holds the fastest timing of 3 hrs 28 min 27 seconds (2006) and Mr. Robert Celinski from Poland holds the record for the fastest foreigner with a timing of 4 hrs 24 mins and 02 seconds (2016).

You can sign up for the marathon by logging on to our website **EverestMarathon.com**. This option is slightly different from other regular treks to Everest Base Camp. Those who are looking bit challenging trek, this will be the perfect option for you. The trek passes through beautiful Gokyo Valley and then rejoins the main Everest Trail by crossing Cho La Pass.

Participants will be divided into separate groups with each group led by a professional English-speaking Nepali trek leader and backed by team of Sherpa trek staff and porters including medical doctors. On race day, there will be official marshals, time keepers and attendants at check points and water stands at frequent stretches along the route with arrangements for medical and emergency evacuations. The Tenzing-Hillary Everest Marathon is a very challenging and demanding course despite its mostly downhill run. It is suitable for people who are physically fit and can train regularly to meet the demands of running a high altitude marathon. Any sort of physical activity above 4000m makes a greater demand on the body than at lower elevations and it can be arduous even for fit runners.

[online-reservation/](https://www.everestmarathon.com)

Overview

Full Package

- ▶ 14th May-03rd June
- ▶ 21 Days/20 Nights in Total
- ▶ 4 nights at Kathmandu
- ▶ Half Day Sight Seeing at Kathmandu
- ▶ 2 Nights Base camp – Rest on Lodges
- ▶ 12 days MODERATE trekking, 3 days acclimatization halts & 1 day Marathon
- ▶ Domestic Fixed Wing Flight Kathmandu-Lukla-Kathmandu
- ▶ Max altitude 5545m/18200ft

Date	Lodge Option
14 May	Arrive KTM
15 May	Briefing / Sightseeing. (Afternoon drive to Ramechhap)
16 May	Fly to Lukla. Trek to Phakding
17 May	Trek to Namche Bazaar
18 May	Rest & acclimatization day at Namche
19 May	Trek to Dole
20 May	Trek to Machhermo
21 May	Trek to Gokyo Lake
22 May	Hike to Gokyo-ri and back to Gokyo
23 May	Trek to Thagnag
24 May	Cross Cho-la pass, and to Dzongla
25 May	Trek to Locuche
26 May	Trek to Gorakhshep
27 May	Hike to Kalapatthar, Trek to Everest BC
28 May	Rest day at Everest BC
29 May	MARATHON DAY, run to Namche Bazaar
30 May	Trek to Monjo
31 May	Trek to Lukla
01 June	Fly Lukla / Kathmandu (Fly Lukla / Ramechhap, drive to Kathmandu)
02 June	At Kathmandu
03 June	Depart Kathmandu



Half Marathon and Non-Runner Itinerary:

Date	Half-Marathon	Non-Runner
27th May	Option for Morning Kala Patthar & Trek Back to Dingboche	Option of Morning Kala Patthar & Trek to Pangboche
28th May	Rest Day Before Race	Trek Back to Namche via Thyangboche
29th May	RACE Start at Dingboche	Rest at Namche. View Race from Finish Line
30th May	Back with individual Groups	Back with Individual Groups



Basic Programme Itinerary:

Day 01 :Arrival in Kathmandu Arrival, hotel transfer, Meals included: None; Overnight: Event Hotel (EH).

All participants will be transferred to the event hotel after their arrival at the airport. Complimentary airport transfers are provided. At the hotel, a short briefing about Kathmandu, the hotel and some do's and don'ts that visitors require knowing. You will also be informed about tomorrow's sightseeing tour of Kathmandu.

Day 02 : Morning Trip Briefing, followed by sightseeing tour. (If Lukla flights are not operating direct from Kathmandu, then afternoon drive to Ramechhap, 5-6 hours drive.)

Meals included: Breakfast (B);

After breakfast there will be a race meeting at the hotel lobby, where you will receive your race number and official T-shirt and be briefed about the upcoming trek to the Everest Base Camp and the marathon. You will also meet up with your Trek Leader and you can confirm your equipment list and final preparations. Start quick sightseeing tour of Kathmandu visiting the cultural highlights with a guide. Return back to Hotel after 3 hours tour visiting 2 interesting monuments of Kathmandu. Afternoon free for packing and own activities.

(If Lukla flights are not operating direct from Kathmandu, after lunch, start drive to Ramechhap to catch the next morning flight to Lukla. It's a

scenic drive of 5-6 hours reaching Ramechhap by evening and check in to a simple Guest House for overnight sleep. Dinner is included at the Guest House)

Day 03 : Fly to Lukla 2886m and start trek to Phakding 2640m 30-min flight and 2.5-3 hrs trek.

Meals included: B-L-D; Overnight: Lodge (L)

After breakfast transfer to airport for a scenic flight to Lukla. Upon arrival met by Trekking crew and sort out the bags to be carried by porters. Depending upon the time of our arrival lunch will be served at Lukla or en route to Phakding. Trek from Lukla is an easy one and mostly downhill & gradual till we reach Phakding for the overnight halt beside the Dudh Koshi River.

Day 04 : Phakding to Namche Bazaar 3440m 5-6 hrs trek.

Meals included: B-L-D; Overnight: (L)

Following the river upstream we trek through the pine forest which offers magnificent views of Himalayan peaks in the distance (including Mt. Everest later on in the trek). At the entrance of the Everest National Park, details of our permits will be recorded. We head down to the river, cross a suspension bridge and continue up the wooded valley on a good trail. Further on, we again cross the river on a high spectacular suspension bridge and move towards the confluence of two river. From here it's a steep climb to Namche Bazaar on a switchback trail. This is the steepest part of the entire route to the base camp and takes about two hours. You'll have ample time to look around the famed Sherpa capital with its colorful houses built in the shape of a natural U-shaped amphitheater.



Day 05 : Acclimatization halt at Namche Bazaar

Meals included: B-L-D; Overnight: (L)

Namche is the capital town of the Sherpas and used to be serve as a trade post en route to Tibet during the ancient times. At present it is a bustling gateway to Everest region with numerous hotels, lodges, cafes and souvenir shops. A hike up to the Everest Hotel, which takes about an hour, is a good option for acclimatization and for a spectacular view of Ama Dablam, Nuptse, Lhotse and Everest itself. A shorter option would be to hike uphill to the Everest National Park office, which perched atop a magnificent spot overlooking Namche Bazaar and breathtaking views of mountains and deep valleys.

Day 06 : Trek to Dole 4110m 06 hrs.

Meals included: B-L-D; Overnight: (L)

From Namche following and the trail that gently climbs and continues up to the village of Kyangjuma. The trail further ascends to the left side up to Mong-la hill offering magnificent views of Thamserku, Kantenga, and Ama Dablam Peak. The trail finally drops down to Phortse Thanga and passes through terraced fields till the walk reach the settlements of -Dole for overnight stop where the tree –lines disappears for alpine shrubs and bushes.

Day 07 : Trek to Machhermo 4710m 04 hrs.

Meals included: B-L-D; Overnight: (L)

The trail climbs steadily up through a scenic ridge above Dole and continues to Luza 4,360 m via Lhabarma 4,220 m. We then climb further along the side of the valley high above the river, crossing sandy spurs to reach Machhermo, which is a small settlement hidden in a wide side-valley. Machhermo is the last major settlement on the way up to Gokyo.

Day 08 : Trek to Gokyo Lake 4800m 04 hrs.

Meals included: B-L-D; Overnight: (L)

Leaving Machhermo, we follow the trail that leads to the glacial lake below the Renjo-La pass. The route provides for stunning views of Everest, Lhotse, Cholatse and Taboche through most parts of the day. After a few hours we will finally reach the banks of the beautiful and picturesque Gokyo Lake, where we will set our camp for the night.

Day 09 : Acclimatization and Hike to Gokyo Ri

Meals included: B-L-D; Overnight: (L)

We will start a short and challenging uphill climb very early in the morning, well before the break of dawn to catch the stunning sunrise over the high mountain range from the top of Gokyo Ri at 5357m, which is one of



the highest points in this fabulous journey. As we reach the top of Gokyo Ri, we will be treated with an amazing Himalayan panorama including four 8000m+ peaks of Cho-Oyu, Mt. Everest, Lhotse and Mt. Makalu in the Eastern horizon. We will return back to Gokyo lake and take a break for the rest of the day.

Day 10 : Trek to Thagnag 4750m 04 hrs.

Meals included: B-L-D; Overnight: (L)

In case we don't get to Gokyo Ri, we will have the option to make another attempt in the early morning and return back to Gokyo Lake before lunch. In either case, we will pack up from Gokyo Ri and take the short hike towards Thagnag village in the afternoon. Thagnag is located right at the edge of the Ngozumba glacier next to the Cho-la pass.

Day 11 : Cross Cho-la pass 5367m and to Dzongla 4850m 06 hrs.

Meals included: B-L-D; Overnight: (L)

We start our early morning trek with a strenuous climb over moraines and rocky areas with short gradual section and then take the snowy and rocky uphill path to the top of Cho-la pass adorned with many Buddhist prayer flags enclosed within the Cholatse, Lobuche and Nirekha Peaks. After resting for some time and enjoying the breathtaking Himalayan Panorama, we take a steep descend towards the summer Yak grazing area at Dzongla and take our overnight halt at a local lodge.

Day 12 : Trek to Lobuche. 4840m 05 hrs.

Meals included: B-L-D; Overnight: (L)

After accomplishing the challenge of conquering the Cho-la pass and resting at Dzongla, we start our journey towards the high ridge above the village, where we will be treated with grand panoramic views of surrounding snowcapped peaks as far as Mt. Makalu to the East. We then move over a pleasant trail for a few hours and the valley beneath the peaks of Tawache and Cholatse. We will then take a steep climb up for an hour or less on the ridge top lined with tombs and memorial of the brave climbers, who died while on duty at the mountaineering expeditions on Everest and other mountains of Khumbu area. From here we take an easy uphill path to reach at Lobuche for our overnight stop. At Lobuche, we will be treated with amazing views of the Nuptse and Changtse peaks which lies into Tibet side over Lhola mountain ridge.



Day 13 : Trek to Gorakshep 5170m 03 hrs.

Meals included: B-L-D; Overnight: (L)

Gorakshep is one of the highlights of this amazing trek. We will first take a slow uphill journey over a path that leads to the Glass Pyramid house, which is a meteorological station funded and run by Nepalese and Italian Government. From this spot a small steep climb takes us at Khumbu glacier and we then continue the trek over moraine of rocks and small icy streams to reach our overnight stop at a lodge at Gorakshep.

Day 14 : Hike to Kalapatthar 5545m and Trek to Everest Base Camp 5364m 06 hrs.

Meals included : B-L-D; Overnight : Camping (C)

Another highlight of the Everest Trek is the view point at the top of Kalapathar (5545m/18,200ft). It is highly regarded as one of the best places to view Everest. The best views of Everest come during the sunrise and sunset when the weather is clear, but on rare occasions you may also be treated with the best views of Everest in the day time. Free medical checkup will be provided



during noon, followed by a practice run as a build up to prepare for the marathon.

The final leg of the trek to Everest Base Camp follows an indistinct path across rocky moraine down to the glacier. Treading upon the glacier can be quite tricky as trail changes frequently due to glacial movement, so pay special heed to follow the lead Sherpa. After crossing over more rocky dunes, moraine and streams we finally reach the renowned Everest Base Camp on the edge of the notorious Khumbu Icefall. It is a lively place filled with expeditions preparing to make summit bids.

Day 15 : Rest day at Everest Base Camp, Practice run at Everest Base Camp.

Meals included : B-L-D; Overnight: (C)

This is the final day of preparation and acclimatization at Everest Base Camp for tomorrow's challenge. A practice race for a short distance will be held after breakfast with runners donning in the official marathon t-shirt and number. During the afternoon more Nepali runners will join us for tomorrow's marathon while, non- runners will make the long trek back to Pangboche accompanied by our trek crew members for the overnight stay.

Day 16 : Race day

Meals included: B-L-D; Overnight in a Lodge at Namche Bazaar

Early breakfast starts from 04:30am onwards with final briefing. The race for Ultra Marathon starts at 05:00am whereas normal full marathon of 42K starts at 07:00am. (Subject to change, which will be notified at Base Camp). The run leads towards Gorakshep-Lobuche and to Thugla where the Dingboche trails branches off from here the route climbs on the high side omitting the route of Pheriche afternoon can be very windy here, from Dingboche the run leads towards east for 3 k.m. then turning around after finishing the loop of 3 by 3 k.m. at Dingboche a short run brings you to the bridge. After the bridge it is nearly downhill all the way with few ups to Pangboche. Those participating in Ultra Marathon take a diversion towards Phortse, whereas the Full Marathon runners continue on main trail that one trekked towards Base Camp, running mostly on down hill with some. On reaching Namche Bazaar the finishing line and the end of this great world adventurous event where one will decorated with medals and certificate and trophy's and with overnight in the Lodge at Namche Bazaar.





Welcome to
TENZING HILLARY
EVEREST MARATHON

29 May 2025

GOKYO Info Pack

7



Day 17 : Namche to Monjo 4-5 hrs.

Meals included: B-L-D; Overnight: (L)

After yesterday's marathon we'll take it slow today with a late morning breakfast and spare some free time to roam around Namche, buy souvenirs or just rest. After lunch we'll retrace our journey at a leisurely pace and make a short descent to Monjo.

Day 18 : Monjo to Lukla 4- 5 hrs.

Meals included: B-L-D; Overnight: (L)

The trail descends from Monjo past the villages of Phakding and Chopting moving towards to Chaurikharka. A 45-minute ascent from here takes us to Lukla. You can walk at a comfortable pace enjoying the scenery and amazing views. At Lukla, we'll have a merry dinner party with the whole Sherpa crew, porters and trekking members.

Day 19 : Fly Lukla to Kathmandu (If Lukla flight is operating to Ramechhap, fly to Ramechhap and drive back to Kathmandu) 30 minutes flight

Meals included: (B) Overnight: (EH)

Board the early morning flight to Kathmandu and check in to the event hotel (complimentary hotel transfer). You can spend the afternoon enjoying the sights of Kathmandu probably catching up on where you left off previously. If you would like to go for a mountain



[online-reservation/](#)

www.everestmarathon.com

HAMALAYA
Expeditions
Nepal's Cultural Sports Tourism

Inquiry at: +977 9851113333



flight early tomorrow morning then please let us know today. (If Lukla flight is operating to Ramechhap, take a short flight to Ramechhap. Upon arrival meet our representatives and board on a bus for the scenic drive of 5 hours with a lunch break in between to Kathmandu)

Day 20 : Leisure day in Kathmandu

Options: Mountain flight or Kathmandu sightseeing

Meals included : (B) Overnight : (EH)

Today serves as a valuable contingency day and you can have the whole day to yourself. Leave for the early morning mountain flight if you have booked one, or go for independent sightseeing or shopping. In the evening, a grand dinner party at the event hotel to celebrate the end of this year's marathon event.


Day 21 : International departure

Complimentary transfer to Kathmandu's international airport

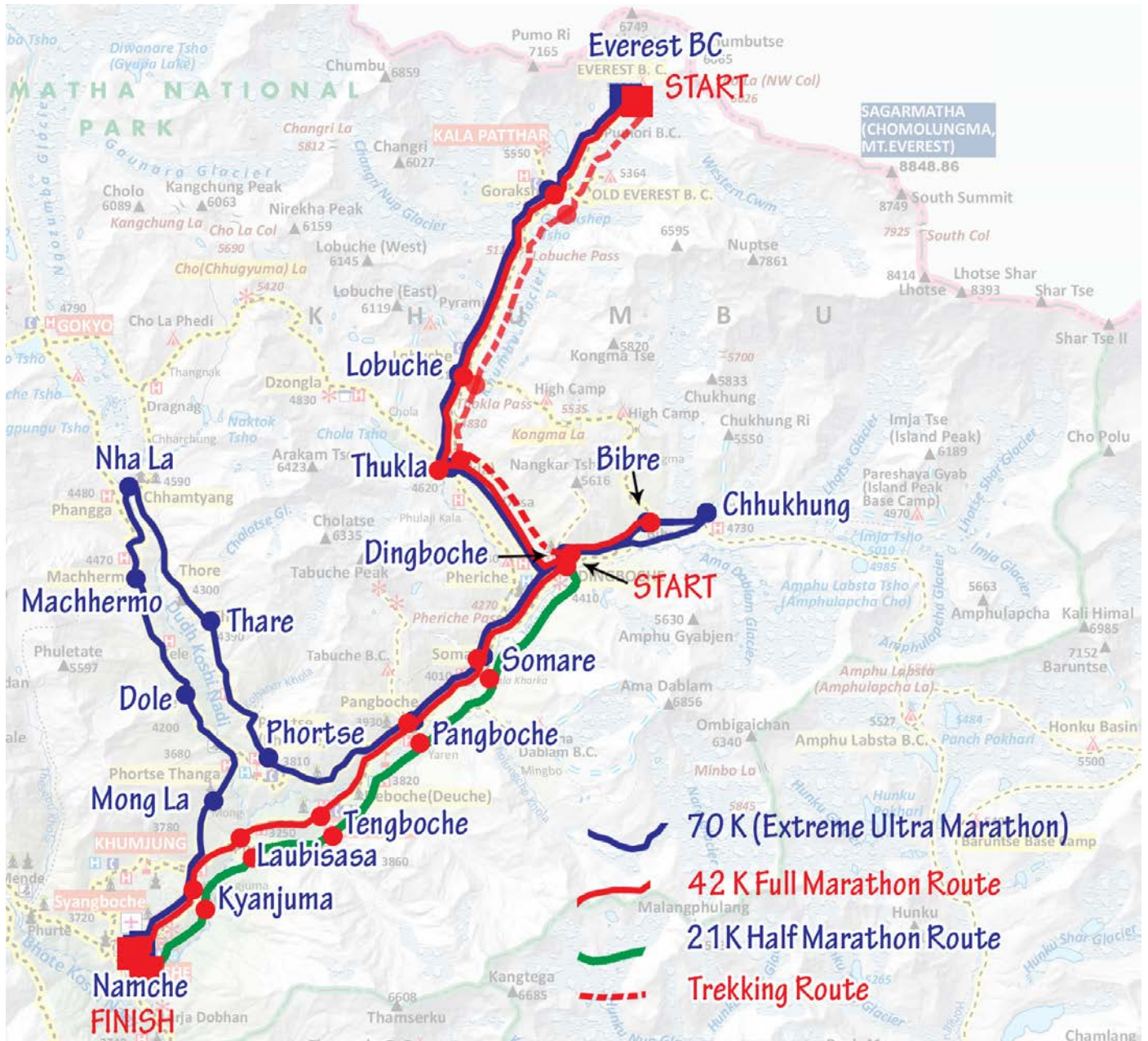
CUT OFF TIME:

The 42k Full Marathon Cut-Off Time is 4pm at the Thyangboche Checkpoint. Those who cannot cross Thyangboche after 4pm will be Disqualified. They should spend the night at the Local Lodge in Thyangboche and resume their Normal Trek the next morning to their destination.

For the 70k Ultra Marathon, the First Cut-Off Time is 11:30am at Pangboche Checkpoint, and the Second Cut-Off Time is 5pm at Machhermo Checkpoint. Those who fail to clear the corresponding Cut-Off Checkpoints in time will be Disqualified. They should spend the night at the Local Lodge in Machhermo and resume their Normal Trek the next morning to their destination.



ROUTE MAP





Important

The day-to-day itinerary outlined in the trip dossier should be taken only as a general guide. Forced changes may occur due to adverse weather conditions, political instability and a variety of factors. In such a situation the trip leader will make the necessary changes in the best interest of every group member. Internal flights and emergency: Flights to Lukla can sometimes be disrupted by poor weather. You may be required to spend an extra night at the Event Hotel in Kathmandu if the flight to Lukla gets cancelled. If weather doesn't clear up till the third day alternate arrangements have to be made. As sometimes it is possible for helicopters to fly to Lukla when airplanes cannot helicopters can be chartered. You can share the cost of chartering a helicopter with other members of the group who are ready to take this option. In the very unlikely situation of cancellation of your international flight back home HIMALAYA Expeditions will provide all assistance but will be not be held liable for additional costs incurred. Please purchase a suitable insurance scheme in this regard and keep your receipts safely for making a subsequent claim.

Lukla:

Lukla Airport is a STOL airport (Short Take-off and Landing). STOL airports can only accept certain types of aircraft, often only smaller propeller aircraft, often with limits on the amount of fuel that can be taken. There is no fixed departure time on these routes really - it depends on the weather. Planes fly as early as

possible. Because of congestion at Kathmandu airport, Government is planning to operate Lukla flights from Ramechhap Airport which is about 5 hours drive from Kathmandu. It is about 15 mins flight to Lukla. Chances of getting to Lukla is high if we fly from Ramechhap airport.

Delayed in Kathmandu:

If bad weather prevents your group from taking the flight to Lukla, Everest Marathon team will assist you to bring you back to hotel in Kathmandu. It may not be the usual Event hotel - as we can't pre book these nights, it will be where we can find availability. Beware that this could be of lesser standard than Hotel Shanker and it could be outside of town. Everest Marathon will continue providing you and your group meals while still in Kathmandu. Please liaise with your team leader to try to find out when your rescheduled flight will leave. Sometimes it is possible to fly to Lukla by helicopter even when planes do not fly. If your group wants this option, **THEY WILL HAVE TO PAY!** This may or may not be covered by your insurance - please check with them before leaving. It is Everest Marathon policy to try for a flight for 2 days each otherwise we will have to drive to Salleri (Phaplu) - stay overnight and fly from helicopter (Or use alternative solutions). If you are delayed by 1 or 2 days but make it up to Lukla, you will obviously have to adapt the itinerary. Note that you should never sacrifice days on the ascent. It may be necessary to have less time at high camps eg. Khumjung and Gorak Shep. Our itinerary are made in such a way that even 2/3 lost days can be covered.



Delayed in Lukla:

We have noticed participants seem to get a bit stressed when it becomes apparent their Lukla flight may be delayed - your group leader will update you on all where communication is needed. Everest Marathon has the fail-safe of 2 days to get back to KTM from Lukla built in to the schedule. If it seems that you may not be able to make it back in time to catch your international flight then you must make following clear:

- 1) Everest Marathon will continue to cover cost of meals and accommodation in Lukla until package services would usually end – after that participants should pay by themselves and can claim on their insurance later. Please note that there will be no refunds for unused hotel nights in Kathmandu.
- 2) Option to return to KTM is offered but participants have to be clear that they will have to cover costs of the helicopter. Everest Marathon is not legally responsible to cover the cost. However we will refund you the cost of return flight Lukla-KTM. You can make an insurance claim on this for which we will assist you with a letter from our company. Payment is not guaranteed as it depends on your insurance company.
- 3) Leader's cost will be borne by Everest Marathon
- 4) If participants are not happy flying out in a helicopter, then they should wait in Lukla for next available flight. Everest Marathon will assist you to make arrangements to fly home at a later date, but will not cover for this. Please liaise with your team leader.
- 5) For those who do not want to fly by helicopter, they can walk down to nearest roadhead at Kharikhola and from there ride on a jeep for a long drive to Kathmandu (20+ hours drive because of road condition)

Note:

Management will do its best to come up with the best and most cost effective solution based on groups (decisions which benefit the group as a whole).

Tips:

Key thing to remember is there is always a problem of how much it costs to evacuate people and change flights - please do keep these things in mind and do not panic. It is advisable to carry extra cash for these kind of situations as a safety. Always book your international flight for departure after the final package date.

Cost guideline:

One way helicopter flight will cost approximately USD \$ 600 per person if the helicopter is full. A helicopter has room for 5 people.

Joining Arrangements and Transfers:

All participants will be met at Kathmandu airport by a representative of HIMALAYA Expeditions, the organizing company, and provided complimentary hotel transfer. Please provide your full flight details and inform us whether you require the airport transfer or not. Contact details of the Event Hotel and emergency phone numbers will be provided with the booking





What's included in the package cost:

1. 4-nights hotel stay in Kathmandu on Twin Bed & Breakfast basis
2. Airport transfers in Kathmandu
3. Domestic fixed wing flight: KTM – LUKLA – KTM or Ramechhap – Lukla – Ramechhap (does not include emergency/medical evacuation/change to helicopter flight in case fixed wing unable to fly to Lukla)
4. Full Board accommodation during trekking period backed by our Sherpa crew
5. Trekking permits and national park entrance fees
6. Half-day sightseeing tour of Kathmandu
7. Event t-shirt, participant medal and certificate and souvenir t-shirt.
8. Celebration Dinner Party on 02 June

What's not included in the package cost:

1. Nepalese Visa: USD \$ 50 for thirty days and USD \$30 for 15 days (Can be paid upon arrival at Nepal)
2. International flight tickets
3. Meals while in Kathmandu.(3 lunches, 4 dinners)
4. Expenses of personal nature i.e. tipping, laundry, bottled drinks, charging of electronic devices, wifi, hot shower etc.
5. International travel, trip cancellation and medical insurance
6. Emergency evacuation or medical costs
7. Extra expenses incurred due to leaving the trip early

Food:

Hygiene and nutrition is top priority when it comes to food during trek. Sumptuous meals (breakfast, lunch, tea and dinner) will be provided that are prepared by designated Lodge. Trek leaders will personally monitor preparation of all meals at lodges and camp kitchen. Meals consist of local and Western varieties with high carbohydrate and mostly vegetarian dishes for easy digestion at high altitude. Additional snacks can be bought at teahouses and shops along the way. In Kathmandu, you can order meals at the Event Hotel or visit nearby local restaurants.

Tipping and donation of personal items:

Tipping is a tradition in the Himalayas and highly appreciated by guides, porters and trek staff who work very hard to make the trips successful. Tips do not form a part of their wages and is a voluntary act for good services rendered. Tips collected from group members are distributed among porters and staff on the last day of trek at Lukla. It is done amidst a small function overseen by the trekking leader in the presence of all group members and staff around dinner time. At this time porters and trek staff will also be handed over various items donated by the group members. These may include clothing items such as boots, gloves, hats, scarves and equipments like head torches, trekking poles etc. which are always warmly received.

Group Leader and Trek Staff:

Participants will be divided into groups and assigned an English-speaking professional Nepali trek leader. Each group will be backed by a full crew of trek staff including a local guide (sirdar), Kitchen Crew, camp crew and a team of porters. Nepalese doctors of the Medical Team will accompany each group throughout the trek. On race day, the Technical Team, with over a dozen members, will provide full marshalling, time keeping and monitor check points / water stations.

Equipment:

To ensure you have all the appropriate equipments please go through our Equipment Check List.

Baggage:

Your baggage will be carried by porters or pack animals during the trek. The baggage weight should not exceed 15 kg. Clothes and other items not needed during trek can be left back at the Event Hotel where it will be kept safely till you return. Please weigh your baggage at hotel the day before departure to Lukla.

Everest Marathon Trek Bag:

All participants will be provided a FREE trek bag to pack personal items during trek. It will be provided to you at the Event Hotel before we leave for Everest region.



Accommodation:

Participants will spend 4 nights at Hotel Shanker (Event Hotel) located in central Kathmandu. It is a well reputed hotel with historical architecture, excellent ambience, food and services. The trip package cost includes Twin Sharing hotel accommodation on Bed and Breakfast (BB) basis in Kathmandu. Extra payment for Single Room Supplement hotel accommodation. Similarly during trek-lodges or tents (as per the option you have chosen) on Twin Sharing basis with extra costs for Single Tent Supplement. Please refer to our website for single supplement accommodation facilities (subject to availability and varying prices). Arrangements can be made for additional hotel nights in Kathmandu.

A Typical Day

Early in the morning, a hot cup of tea or coffee will be served at Kitchen with Breakfast. Morning portion of the trek begins and will usually last for 3-4 hours till the lunch spot is reached. The lunch break lasts for an hour and sometimes even 2. While your lunch is being cooked you can take the time to rest, relax and enjoy the sun. Afternoon portion of the trek is usually shorter. At the end of it you will be served with a hot drink upon your arrival at the campsite or lodge. This is a great time to unwind with a drink of your choice and relive the trip so far. It also provides an opportunity for general socializing. As soon as it gets dark the temperature dips with everyone hitting their sleeping bags for a well-deserved goodnight's sleep quite early.

Money Requirements for the Trek:

Bring about USD \$ 400 to USD \$ 500 or more if you intend to buy a lot of souvenirs or drink beer. The money you take on trek needs to be in fairly small denominations because many of the village shops will not have large amounts of change. You should carry with you denominations of one, two, five, ten, twenty, twenty five, fifty and one hundred rupees notes. At the end of the trek you can set aside a tip amounting to \$ 50 or above for the kitchen staff and porters which will be collected by the Trek Leaders from the whole group and handed over to them for equal distribution.

Extra Cost for Hot Shower and Wifi

Cost of Wifi, battery charge, hot shower are extra. Clients are responsible to pay directly at lodge for using these services. All lodges charge for hot shower. There is wifi available at most lodges but it will charge extra for using that also. Lodge charges for charging phones and accessories.

Language

Nepali is the national language of Nepal and mostly understood throughout the country. However, it could be a second or third language for members of some ethnic groups. Buying a small phrasebook would be a nice idea if you wish to communicate with the locals. Your efforts to converse in Nepali will be warmly appreciated and can be fun while trying to go about it. English is understood by very few people but most of the ones you encounter should be able to know some. Overcoming the language barrier can help to make friends and to know the local people. Polite enquiries make up for a good starter (e.g. how many children/brothers/sisters do you have? Where is your home village?)

Luggage Store Facility

Event organizer will provide luggage store facilities in following two places:

1. In Kathmandu
2. In Namche

You should carry only items that you will need during the trek. Your travel street clothes can be left behind at the baggage claim desk of the event hotel (Hotel Shanker) in Kathmandu until you return from the trek. But during trek if you feel you are carrying clothes that are unnecessary then you can leave in Namche (hotel) and it will be stored safely until you return back to Namche. *(Note: Everest Marathon will not be responsible if you decide to store your luggage beside these two places)*

Climate

In May the weather is neither too hot nor too cold with rainy days yet to come— a reason why most of the Everest expeditions are organized around this time. It is also perfect for trekking and marathon. Usually the days are bright and sunny and freak weather conditions are a rarity at this time of the year.



Visa Requirement:

Visas can be obtained from Nepalese Embassy and Consulates abroad as well as upon arrival at Tribhuvan International Airport. Visa fee for 15 days is US\$ 30 and for 30 days US\$ 50. Visas can be easily extended upon further payment.

What to carry ?

For a day pack, necessary things to carry are camera, water bottle, reading materials, towel and toiletries. Your day pack should also contain clothing for warmth and rain. Rest of your luggage will be carried by porters in a kit/duffel bag with a padlock mechanism that you need to bring for the trek. It will contain all your extra clothing items and other things for the trek. Regarding trekking bags and baggage allowance, please make every effort to restrict your personal gear to a maximum of 15 kg each as our normal trips involve internal flights within the country of destinations and the baggage allowance is maximum 15 kg/person (including the hand luggage).

Clothes

Light and loose clothing is the order of the day. Cotton trousers, track suits, t-shirts are very suitable. Lots of trekkers wear shorts during daytime on trek and so do porters and Sherpas but you should be aware that some Nepalese might find it offensive especially if you wear it inside their homes. For women it would do well to carry along a light cotton skirt during treks and home visits. Many people prefer wear running shoes for trekking whilst others prefer light weight walking boots. Both are ideal and it's really a matter of preference although the latter is obviously most suitable for muddy, wet or snow bound trails. Unless you're trekking during or just before and after the monsoon season, the chances of experiencing rain on trek are slight. For this purpose an umbrella is ideal, for both shade and protection from any rain. Folding umbrellas that fit easily into a rucksack are cheap and plentiful in Kathmandu. Remember that each day you will have to carry all the things that you will need during the day because once porters pack the team's baggage and are on the move it's often impossible to get into them until evening at the campsite or at lodge.

Medical

Our Sherpa Guide or leader will carry a complete medical kit. However, you should carry personal medication as prescribed by your doctor. Some general medication needed you can bring along are –Aspirin ,Para–Cetamol, Brufin, anti diarrhea pills, metronidazole (Fasign) to cure bugs, anti-acid tablets, antiseptic creams, band aid and some cotton wool and bandages including elastic bandage. Please consult your Sherpa team leader before taking any pills. Do not take sleeping pills as it is dangerous to use in high altitudes. Clients are recommended to go through medical and dental checkup in their home country prior to departure for trekking.

Cosmetics

Chap Stick, Vaseline, sun screen, mouth wash, cold or wind cream (depending upon the area of trekking) are some items that you should carry.

Toiletry

Shaving kits for men, sanitary napkins for females and tissue paper. Apart from these we will provide toilet rolls during treks and while camping.

Equipments & Hire:

A simple checklist for you:

(The packed weight of your trek bag while trekking should be no more than 15 kgs./33 lbs.)

You must bring the following items:

- ▶ Hikingboots Socks
- ▶ Trekking trousers / pants Waterproof overtrousers / rainpants Underwear
- ▶ Baselayer shirts
- ▶ Casual shirt and/or T-shirts Fleece jacket or warm jumper/sweater Waterproof jacket
- ▶ Sunhat
- ▶ Warm hat



- ▶ Eyewear - Sunglasses
- ▶ Thermal gloves
- ▶ Warm and waterproof over gloves or mittens
- ▶ Headtorch/Headlamp with spare bulb and batteries
- ▶ Sun protection (including total bloc for lips, nose etc.)
- ▶ Water bottles 1 Litre (1 Quart) x2
- ▶ Washbag and toiletries
- ▶ Antibacterial handwash
- ▶ Small towel
- ▶ Selection of dry bags (to keep trek bag contents dry)
- ▶ Small padlock (to lock trek bag)
- ▶ Daypack 30 litres / 1800 cu in.
- ▶ 4 or 5 season sleeping bag
- ▶ Thermarest or similar sleeping mat
- ▶ Warm jacket (down)
- ▶ Basic First Aid Kit including: A broad spectrum antibiotic, antiseptic cream, throat lozenges, diarrhoea treatment (Imodium), altitude (Diamox), painkillers, plasters (band-aids) and blister treatment, insect repellent, andre-hydrationsalts (Dioralite). Glucose tablets and multi-vitamin tablets.
- ▶ In addition, competitors must bring the following: Suitable running shoes
- ▶ Running vest & shorts/leggings

The following items are optional:

- ▶ Trekking poles
- ▶ Training shoes /Sneakers or similar for camp use
- ▶ Sparelaces
- ▶ Shorts
- ▶ Long johns (thermal underwear)
- ▶ Gaiters
- ▶ Sleeping bag liner
- ▶ Scarf or buff
- ▶ Nailbrush
- ▶ Wet wipes
- ▶ Swimwear (for the hotel pool in Kathmandu)
- ▶ Travel clothes
- ▶ Camera, film/memory cards, batteries
- ▶ Penknife (remember to pack sharp objects in hold baggage)
- ▶ Repair kit—(eg. needle, thread, ducttape)
- ▶ Camelbag

EXTENSIONS:

Nepal is a small landlocked country but with full diversity. In Nepal, ethnical cultural groups are diverse and many of them have their own language and custom. Religious practices are an important part of the lives of the Nepalese people.

Nepal has an exotic setting, right from the flat ground of Terai to Snow-capped Mountains, towns of great history to artistic & cultural interest. Here are list of some interesting places that one can visit before or after completing the Marathon Event with friends and family members to make the trip even memorable.

Monkey Temple Swyambhunath:



Swyambhu is a major landmark of the Kathmandu valley and looks like a beacon below the Nagarjun hill. The stupa is among the most ancient in this part of the world, and its worshippers

are diverse from Newar nuns, Tibetan monks and Brahmin priests to lay Buddhists and Hindus. It provides an excellent view of Kathmandu Valley. Statues of Buddha, mini Stupas, Monasteries and Monks make the climb to Swyambhu worthwhile.

Cremation Temple Pashupatinath:



Pashupatinath temple is the holiest Hindu pilgrimage destination of Nepal. A temple dedicated to Shiva existed at this site in 879 AD, however the present temple

was built in 1697. There are rows of Shiva shrines and Hindu pilgrims from all over South Asia offering puja worship to Shiva, the Lord of Destruction. The Bagmati River flows close by and the Arya Ghat cremation grounds are here.

Bouddhanath STUPA:



Bouddhanath is among the largest stupas in South Asia and it has become the focal point of Tibetan Buddhism in Nepal. Many believe that Bouddhanath was

constructed in the fifth century but definite proof is lacking. In Bouddha-nath Monks walk about in maroon



robes, Tibetans walk with prayer wheels in their hands and the rituals of prostration are presented to the Buddha as worshippers circumambulate the stupa on their hands and knees, bowing down to their lord. Boudha area is a visual fest. Colourful thangkas, Tibetan jewelry, hand-woven carpets, masks are sold in the surrounding stalls.

Kathmandu Durbar Square:



It is easy to be overwhelmed by the seemingly uncountable monuments in the Kathmandu Durbar Square. The house of the Living Goddess, the ferocious Kal Bhairab, the red monkey god

and hundreds of erotic carving are a few examples of the sights at the square. The square is teeming with colorful life. Vendors sell vegetables, curios, flutes and other crafts around the Kastamandap rest house. This rest house is said to have been built with the wood of single tree and is the source from which Kathmandu Valley got its name.

Living Goddess:



The Himalayan Hindu kingdom of Nepal is not only the land of many mountain peaks, but also many gods and goddess, unique among all of them being the living, breathing goddess – Kumari Devi, a deified young girl. The custom of worshipping a pre-pubescent girl,

who is not a born goddess, as the source of supreme power is an old Hindu-Buddhist tradition that still continues to this day in Nepal.

Patan Durbar Square:



The square boasts of many famous sites and unique architecture. Scenes from the Mahabharat, Asia's greatest mythological war are carved on the temple's walls.

Here the best place, however, to see metal sculpture is the Hiranya Varna Mahabihar, the "Golden Temple". The Sundari Chowk contains the exquisite samples of the woodcarving, stones and metal sculpture.

Bhaktapur Durbar Square:



Bhaktapur means "the city of devotees", it is also known as Bhadgaon and was founded in 889 Ad. The palace complex in the middle of the city portrays the prosperity of the Malla year.

Palace of fifty-five windows stands in the square and it was home to many kings of Bhaktapur. Newar art and architecture here rival the best craftsmanship of Malla period. The massive gate to the square was made by King Bhupatindra Malla who took pride in the own engineering and building skills.

Sacrifice Goddess Dakshinkali:



The temple at Dakshinkali is dedicated to the ferocious mother goddess who has much energy and power. It is said that she gives strong will power and energy to those who come to her and she

loves sacrifices.

Bird Watching/Botanical Garden:

Godavari & Phulchowki In this garden, plants are of wide variety and the flowers, when in bloom, make the atmosphere sparkle in colors. This garden plus a hill Phulchowki at the back drop of the garden is famous points for bird watching tours.

Nagarkot:



Nagarkot, 2,099 m, is famous for viewing beautiful sunrises and sunsets and visitors take delight in the layout of the Kathmandu valley below. On a clear day Manaslu, Ganesh Himal, Gaurishanker

and Everest can be seen from here.

Dhulikhel:

The old Newar town lies beyond the eastern rim of the Kathmandu Valley. Dhulikhel falls on the way to Nepal-Tibet Border and one can spend a night here while going / coming back from Tibet for a relax with magnificent mountain views.



Pokhara:



Pokhara is an enchanting city nestled in a tranquil valley, it is the starting point for many of Nepal's popular trekking and rafting destinations. The atmosphere on the shore of the Phewa Lake is one of the

excited vitality. Pokhara is a place of remarkable natural beauty. The serenity of Phewa Lake and the magnificence of the fishtailed summit of Machhapurchase rising behind it create an ambience of peace and magic. One can spend 1-2 days here. Pokhara can be reached both by land and air. One can visit the interesting sightseeing spots like Seti Gorge, Mahendra Cave, Gupteshowr Cave, Bat Cave, Barahi Temple, Devi's fall, Tibetan Refugee Camp etc during their stay in Pokhara.

Chitwan National Park:



Chitwan National Park in the southern Nepal is one of the best planned and most intelligently developed tourist areas of Nepal. Royal Bengal Tigers roam the region,

one horned rhinos can be seen charging through the underbrush. Elephant grass provides excellent camouflage for animals. Resorts and lodges are available to suit one's travel budget; most include elephant safaris, jungle walks, canoeing and a variety of cultural activities in the program. One can spend 2-4 days doing jungle safari here. Chitwan can be reached both by air and land.

Mount Everest Flight:

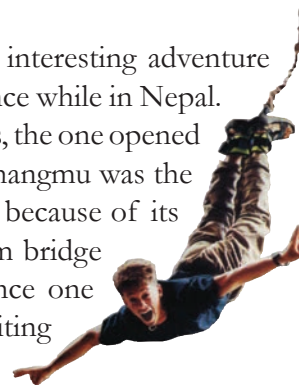


Mountain flight appeal to all categories of travelers. For those who are restricted by time or other considerations from going trekking, these flights offer a panoramic view of the Himalaya in just one

hour. Even those visitors who like the rigors of a trek still don't miss the opportunity to conquer the mountains in one fell swoop.

Bungy Jumping:

Bungy Jumping is one of the interesting adventure activity that one could experience while in Nepal. There are couple of Bungy sites, the one opened closed to Tibet Border near Zhangmu was the first one opened in Nepal and because of its location and jump over a 160m bridge is one of the wildest experience one could get here. If you are visiting Pokhara, you can Jump right near Pokhara city or if you look for a hardy one, take a drive to Kusma and complete the jump from the world's second highest location.



Paragliding:



Paragliding is one of the popular adventure sports flying with birdview overlooking beautiful Fishtail Peak and giant Annapurna and Dhaulagiri range. While you are in

Pokhara, take a short drive to the view point of Sarangkot and do the tandem or solo flight enjoying the mountain range, Lake Phewa and Pokhara valley to finally land at the shore of Lake Phewa to give you full satisfaction of aerial views of the area.

Mountain Biking:



Those who would like to roam around Kathmandu or Pokhara valley on their own, be it in the city or surrounding ridge ride, Mountain Biking could be a better option. One can do a short day ride

to 2-3 days or even longer ridges passing through the beautiful villages experiencing the jeep and single track as per your taste.

Cable Car Ride:

Those who has limited time in Kathmandu before catching the flight back home, can take a short drive to the base of Chandragiri Hill and ride on cable car to the hill top to enjoy the magnificent panoramic view of mountain range seen from Kathmandu valley. In a clear day the views of the mountains as well as Kathmandu valley will be a great surprise.



EVEREST MARATHON RELATED INFORMATION & FAQ:

FRQUENTLY ASKED QUESTIONS / FAQ:

01 : Instead of joining the group for Everest Marathon can I trek on my own and meet the runners at Everest Base Camp?

Ans: Yes, one can trek on their own and join at Everest Base Camp with the main participants. But should inform when you book and register for the Everest Marathon. All runners who book the trip joining at Base Camp should report by 27th May or latest on 28th May for final preparation and overnight stops in tented camp.

02 : Is the main route of Everest Marathon well defined?

The route of Everest Marathon is well defined, as well you will be walking to Everest base camp. Following the marathon route, except for Bibre U turn beyond Dingboche settlement. Which you can explore the U turn at Bibre on reaching Dingboche or on rest day. You will also be handed with a map of the running route as well. Our marking team will mark the route with sign / flag so that runners will not get confused.

03 : Will there be a medical and refreshment post?

Medical post and water points will be along the route at main villages and settlements. From Lobuche, Thugla, Dingboche, Pangboche to Tengboche and just before Namche Bazaar the finishing points.

04 : What happens if someone is sick or hurt on the run?

Marathon trekking staff will be on the back following the runners. As well there will be

First Aid and water post, who will contact the marathon committee of the incident. Soon the committee will organize a rescue team, either carry the patient or taking the service of Helicopter. Bringing the victim back at Lukla for flight to Kathmandu earlier or with the main marathon group depending upon the medical condition of the patient.

05 : Will there be a medical doctor for the whole trip?

Well qualified medical doctor will accompany the marathon group throughout the trip. From Lukla to Everest Base Camp, as well on the way back at Namche Bazaar, the finishing point of the marathon run.

06 : How are the foods on route treks to Everest Base Camp?

All meals served from breakfast, lunch to dinner and afternoon teas on route trekking will be safe and hygienic. Although most lodge restaurants provides comprehensive food menu. But for the whole marathon group a set meals will be served of different delightful varieties. From continental, Indian, Chinese, Nepali to Tibetan types will be provided for the whole marathon team.

07 : How are the foods provided in camping at Everest base camp?

At Everest base camp on tented camping, the marathon organizer will have separate kitchen department. Having expert chefs and kitchen hands to cook and serve excellent meals from delicious breakfast, hot lunch and delightful dinner. The meals are served in a large dining tents from vegetarian to non-vegetarian. On the day of final event an early breakfast is served, which will be the last camping food to enjoy.



08 : What happens to all our baggage and gear left at the Everest Base Camp?

The organizer will have team of camping and trekking staff, who will take care of your baggage. Each and every left possessions handed to our camp manager or staff, will reach late by evening or next morning at respective lodge in Namche Bazaar, which are carried by our porters.

Please remember to have a good baggage tag with your name and address of the lodge that you stay in Namche Bazaar. So the staff can deliver to your lodges. In case of missing baggage or some belonging, please inform to the concern person of marathon committee and organizer, they will try their best to help and find your missing belongings. Please remember that we are responsible to bring back baggage or personal stuff handed over to our Marathon Crew at Everest Base Camp. We do not take responsibility to any extra clothes or personal stuff handed enroute once Marathon has started.

09 : Is walking poles allowed on the run?

Yes, you can use the support of walking poles, as this is a tough cross country marathon run. Where the terrain are rough encountering ice, moraine of rocks and streams in some sections of the run. As well it's a great support running or walking downhill.

10 : Do all lodges on route Everest Base Camp have facilities for hot showers?

Yes nearly all lodges on route to Everest Base Camp do have hot showers till Lobuche. Which is before Gorakshep and Everest base camp, some lodges have hot showers facilities or bucket of water for bathing. For using hot

shower which will be at extra cost, the price differs from one places to another. Be informed of the price before asking for hot shower.

11 : Do we have enough time on treks for running practice and exercise?

The itinerary set for the trek and towards Everest base camp is flexible, having time for rest and acclimatization days. Where one can enjoy practice and for some exercise running up and down, but do not overdo it. Take it slow and easy due to high altitude, just feel how fit you are and able at certain heights on overnight stops.

12 : What happens if I cannot reach the finishing line on time?

The Marathon organizer have set the time of the run and reaching at certain designated places. Depending upon your physical fitness and health wise on the event, if some runners cannot reach on time to the finishing point at Namche Bazaar, have to stay overnights on route.





Welcome to
TENZING HILLARY

EVEREST MARATHON

29 May 2025

GOKYO Info Pack

20

Only For Emergency Contact Persons:

Shikhar Pandey :- 98511-13333 / 98010-35377

Abhisekh Pandey :- 98510-22999

Satish Neupane :- 98510-20412

Our Website : www.EverestMarathon.com

www.AdventureSportsNepal.com

E-mail us at : Shikhar@EverestMarathon.com

TenzingHillary@EverestMarathon.com

WhatsApp : 9801035377



Welcome to

Everest Marathon 2025



World's Highest Marathon

online-reservation/

www.everestmarathon.com

HIMALAYA
Expeditions
Nepal's Cultural Sports Tourism

Inquiry at: +977 9851113333